

October 31, 2019

Artizon Museum, Ishibashi Foundation

Press

Advance ticket sales to begin tomorrow

Timed entry system to begin with inaugural exhibition

The Artizon Museum of the Ishibashi Foundation (Director :Ishibashi Hiroshi) will launch a timed entry system, starting with "Emerging Artscape: The State of Our Collection," the inaugural exhibition of the newly opened museum from January 18, 2020. With the timed entry system, visitors will use the museum's website to designate a date and time for their admission to the museum. Advance sales will begin tomorrow, November 1. Ticket holders may enter the museum at any time during their designated time slot. After being admitted, visitors may stay in the exhibit until closing time or as long as they like, as this system does not limit the length of time spent.

Timed entry system of the Artizon Museum

[1] Optimizing the viewing environment

In the past, visitors have had to wait in line to enter the museum or to buy tickets for some exhibitions, and it was sometimes difficult to fully appreciate the exhibits when the museum was too crowded. The Artizon Museum has considered ways to provide visitors with an optimal environment from the time they come to the museum and view the exhibits until the time they leave. By reserving a time slot in advance on the website, visitors will be able to enter the museum without waiting in line, and after entering the exhibition rooms, they will be able to appreciate the exhibits under uncrowded conditions (although some congestion may occur at the starting time of each slot, resulting in a wait in some cases).

[2] Special pricing

Timed entry ticketing systems are common in Europe and Americas, but in Japan, this approach is still uncommon among art museums although it is used for sports events and movie theaters. The museum is offering a special online price to encourage more visitors to make use of online ticketing. For the inaugural exhibition, "Emerging Artscape: The State of Our Collection," which will run from Saturday, January 18 to Tuesday, March 31, 2020, same-day tickets (purchased at the ticket desk) will be priced at ¥1500, but advance tickets purchased online will be priced at ¥1100. (Ticket prices will vary depending on the exhibition.)

[3] Free for students

We want to make it easy for as many students as possible to enjoy the museum. In the past, free admission for students only went up to junior high school, but the new Artizon Museum will offer free admission for older students as well, including high school, vocational school, and university students. (Students only need to reserve free timed entry tickets.)

[4] Same-day ticket sales

If the online tickets have not sold out, tickets will also be sold at the museum's ticket desk so that visitors who come to the museum without a reservation can still purchase same-day tickets.

For more information, please visit the museum's website at <https://www.artizon.museum>.

Visitor information: 03-5777-8600 (Hello Dial operator service)

Inquiries about this press release:

Artizon Museum, Ishibashi Foundation

Publicity: Public Relations Department, Akira Kawase (General Manager), Aya Matsuura,
or Megumi Ogawa

1-7-2 Kyobashi, Chuo-ku, Tokyo 104-0031

Tel. 03-3563-0241 Fax 03-3561-2130 E-mail: artizon-pr@artizon.jp

Top page of the Artizon Museum website



Online advance ticket purchasing procedure

Please purchase an online advance ticket from the museum's website before you come to the museum. The procedure for ticket purchasing is explained below.

1.

Visit the museum's website at <https://www.artizon.museum>, and click on the "purchase of the ticket" tab on the first screen.

2.

That will take you to the "select your purchase details" screen. Select ticket assortment, admission date and time slot of timed entry, and number of tickets. Next, click the button to "Proceed to user details."

3.

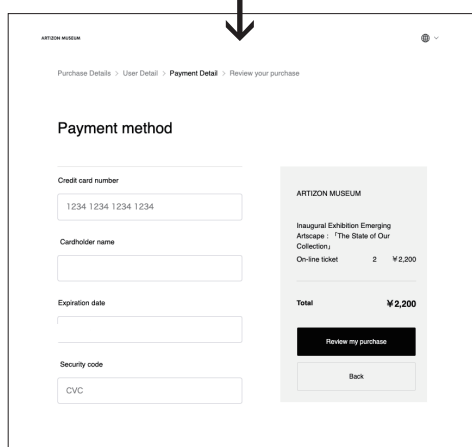
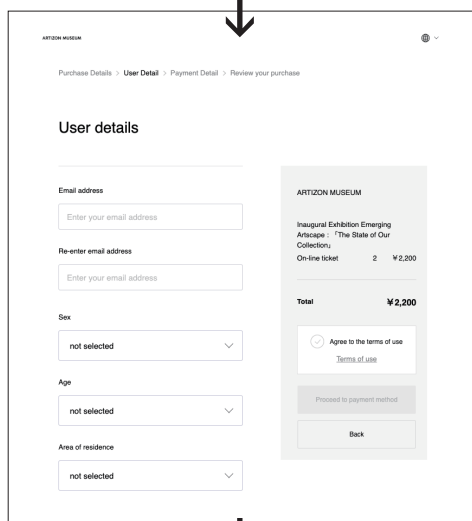
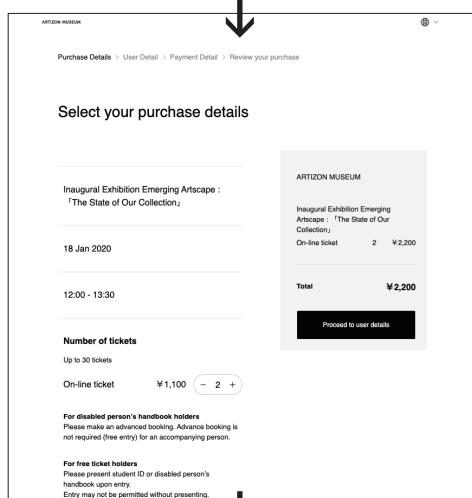
On the screen for entering user details, enter your email address and use the tabs to select the sex, age, and area of residence. Click the boxes to accept the terms of use and proceed to the payment method screen.

4.

On the payment method screen, enter your credit card number, cardholder name, expiration date, and security code (three-digit number on the back of the card), and then click to review my purchase.

5.

Last, on the review my purchase screen, please confirm the purchase details, user details, and payment details.



When your ticket purchase is complete, an email containing a link will be sent to the email address you provided. Click on the link in this email to obtain your QR code. To enter the museum, simply display the QR code on your smartphone. You can also print out the QR code on paper and bring it along with you to enter the museum. No cancellations are permitted after reservations have been confirmed, but one change is permitted to a different entry date or time.